

This snapshot summarizes narrative findings from learning sessions held with key regional stakeholders identified by the Public Health Networks and community agencies. Data sources are listed under corresponding infographic.

INVOLVE PEOPLE WITH LIVED EXPERIENCE IN PLANNING & EVALUATION

Focus groups are utilized in project planning, many organizations use patient satisfaction surveys. Lots of organizational leadership held by people with lived experience.

PROVIDING NON-STIGMATIZING SERVICES

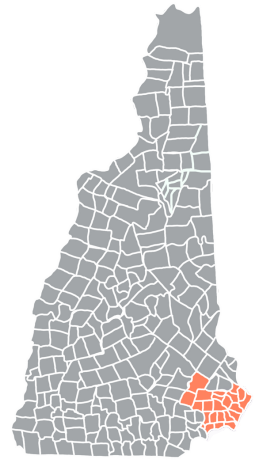
Motivational interviewing is used throughout the region. Numerous trainings on person-first language, stigma, harm reduction, shared decision making, and cultural humility.

COLLABORATION ACROSS THE CONTINUUM OF CARE


Community Care Team has fostered collaboration between many organizations/providers. Opportunities for improvements in continuity with Substance Use Disorder (SUD) treatment i.e. different levels of treatment are siloed and gaps noted for clients returning to the community post treatment.

INFECTION PREVENTION

Lack of access to syringes in pharmacies reported. Region lacks a syringe service program (SSP), need to be identified in Portsmouth. Able to connect to SSP in Strafford County. Community health center (Families First) has Hepatitis C treatment program offered with Medications for Opioid Use Disorder (MOUD) treatment.



PHARMACY SYRINGE ACCESS



SOURCE: SURVEY OF ALL NH RETAIL PHARMACIES CONDUCTED BY UNH IN 2020 (N= 174; TOTAL NH RETAIL PHARMACIES = 254; RESPONSE RATE 68.5%)

SYRINGE SERVICES PROGRAM ACCESS

NO SYRINGE SERVICES PROGRAM IN REGION

DISTANCES TO CLOSEST*

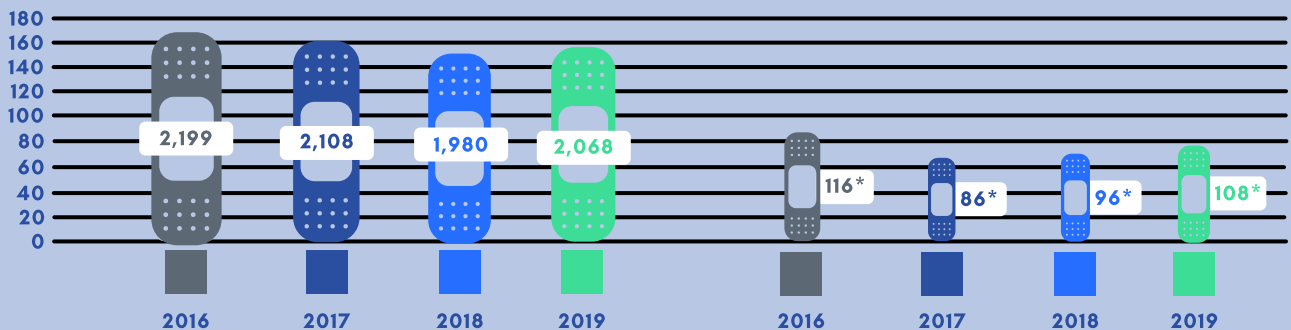
- 17.4 MI MANCHESTER
- 22.6 MI DOVER
- 35.7 MI NASHUA

*DISTANCES TO CLOSEST SYRINGE SERVICES PROGRAMS FROM PUBLIC HEALTH NETWORK IN RAYMOND, NH


SOURCE: SYRINGE SERVICE PROGRAMS REGISTERED IN NH, VT, AND ME

HOSPITAL DISCHARGES WITH CONCURRENT INFECTION AND OPIOID USE[^]

RATE PER 100K POPULATION OF DRUG RELATED HOSPITALIZATIONS AND ED VISITS BY PHN (2016-2019)




[^]THE SIZE OF THE BANDAGE IS THE RATE PER HUNDRED THOUSAND, TO ALLOW FOR COMPARABILITY. THE NUMBER ON THE BANDAGE REPRESENTS THE ACTUAL NUMBER OF ED AND INPATIENT DISCHARGES WITH CONCURRENT INFECTION AND OPIOID USE CODES. SOURCE: OFFICE OF HEALTH STATISTICS AND DATA MANAGEMENT, BUREAU OF PUBLIC HEALTH STATISTICS AND INFORMATICS, NH DEPARTMENT OF HEALTH AND HUMAN SERVICES [^]INCLUDED CASES OF CELLULITIS, ABSCESS, SKIN INFECTION, BACTEREMIA, SEPTIC ARTHRITIS, OSTEOMYELITIS, OR ENDOCARDITIS AND OPIOID USE, OPIOID ABUSE, OPIOID DEPENDENCE, OPIOID POISONING, OR ADVERSE EFFECT OF OPIOID



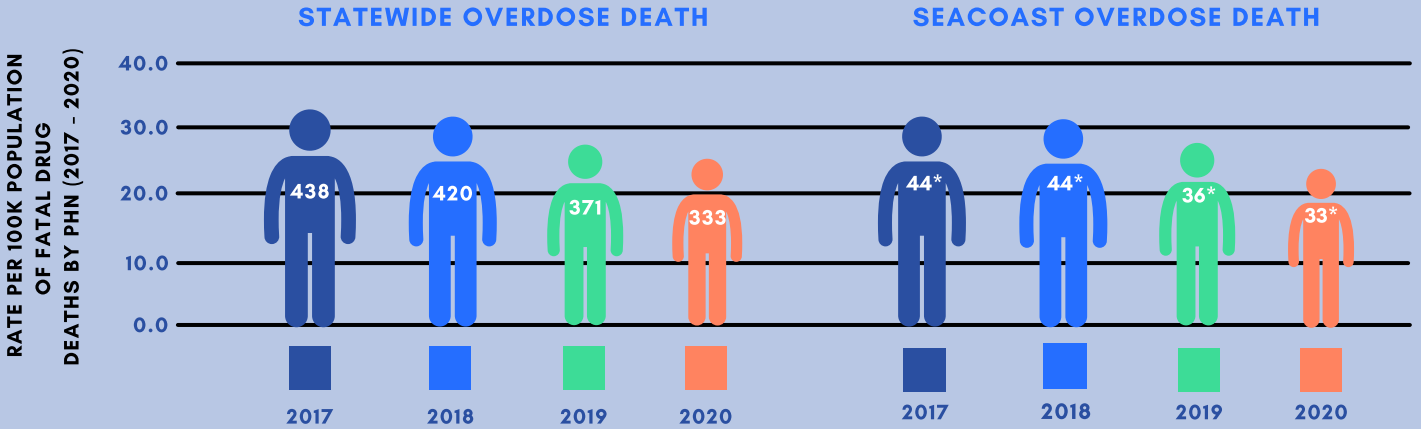
ACCESS TO NALOXONE

All organizations reported distributing naloxone to clients, and receive adequate supply from the Doorway. No targeted outreach to those at greatest risk reported.



REFERRAL TO SUD TREATMENT SERVICES

Some organizations report confusion with how to access treatment from a client's perspective. Doorway is based in Dover and looking to expand to a Seacoast location. Despite bus services being available, some transportation issues prohibit access to the Doorway. Adequate access to outpatient treatment, but challenges accessing residential treatment and services for co-occurring (SUD & psychiatric disorders).



*THE SIZE OF THE PERSON IS THE RATE PER HUNDRED THOUSAND, TO ALLOW FOR COMPARABILITY. THE NUMBER ON THE PERSON IS THE ACTUAL NUMBER OF OVERDOSE DEATHS. SOURCE: OFFICE OF THE NH MEDICAL EXAMINER (2017-2020)



HOUSING

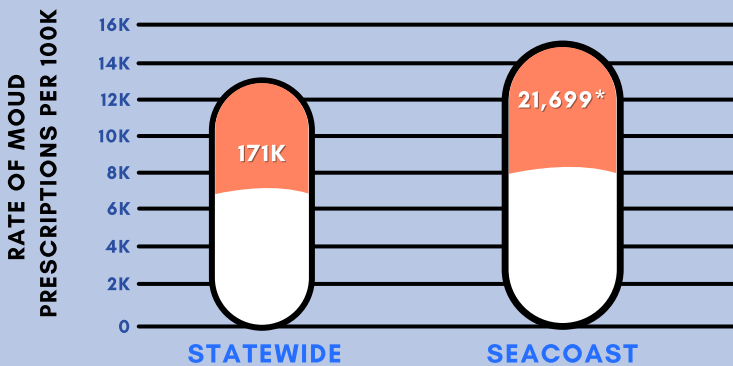
Minimal low-barrier housing, need for more low-barrier housing including rapid rehousing even with active drug use. Housing is severely lacking throughout the region, particularly recovery housing that accepts MOUD.



ACCESS TO MEDICATIONS FOR OPIOID USE DISORDER (MOUD*)

Access is not great, but there are multiple options for MOUD including buprenorphine and methadone. Need identified for greater access to immediate induction. The Doorway is very helpful in accessing MOUD.

TOTAL RX MOUD PRESCRIPTIONS PER 100K PER YEAR 2020



NUMBER OF ACTIVE BUPRENORPHINE PRESCRIBERS PER 100K PER YEAR 2020



*THE SIZE OF THE ICON IS THE RATE PER HUNDRED THOUSAND, TO ALLOW FOR COMPARABILITY. THE NUMBER ON THE ICON IS THE ACTUAL NUMBER OF PRESCRIPTIONS OR PRESCRIBERS. SOURCE: THE NH PRESCRIPTION DRUG MONITORING PROGRAM (2020)



IMPACT OF COVID-19

Increased use of telehealth, but access is difficult for those experiencing homelessness. It has been more difficult to connect with clients during COVID. Increase in alcohol and stimulant use reported.